



## CIFA CSS3 JHGHP30 Tunnel Concrete Spraying Truck Distributor Truck Concrete Spraying Machine For Sale SPM500 Wetkret

Our Product Introduction

for more products please visit us on concretepumpstrucks.com

### Basic Information

- Place of Origin: CHINA
- Brand Name: JIUHE
- Certification: ISO CE
- Model Number: 30m3/h
- Minimum Order Quantity: 1
- Price: US \$155000.00 - 160000.00/ Set
- Delivery Time: 15 WORKING DAYS
- Payment Terms: L/C, T/T
- Supply Ability: 100SET



### Product Specification

- Power Type: Electric
- Max. Vertical Conveying Distance: 17.5m
- Max. Horizontal Conveying Distance: 14.5m
- Productivity: 30m3/h
- Highlight: Mining 16.2T Shotcrete Machine, Tunnel Concrete Spraying shotcrete pump 16.2T, 16.2T JHGHP30 shotcrete sprayer



### More Images



### Product Description

CIFA CSS3 JHGHP30 tunnel concrete spraying truck distributor truck concrete spraying machine for sale SPM500 Wetkret

#### Shotcrete Machine Brief introduction

The Concrete Injection Sprayer is a new generation of equipment, which has synthesized the technology of domestic and foreign Concrete Sprayer. It has solved the shortage that the traditional small model of Concrete Sprayer can not spray concrete well in long and big tunnels. And it has greatly improved the working environment for workers in the tunnel.

Thanks to it, workers can construct higher efficiency, reduce concrete consumption, and guarantee construction quality. It works with a dual working system. Low carbon emission can meet the practical environmental protection idea. So it is the best choice for the tunnel construction of hydro-power project, railway tunnel, road tunnel and so on.

#### JHGHP30 Engineering chassis wet shotcrete machine

Max. theoretic delivery volume	m <sup>3</sup> /h	30
Max. theoretic delivery pressure	Mpa	7.5
spraying height	M	16

Our Product Introduction

Whole machine performance	Main oil cylinder dia./stroke dia.	mm	90/180
	stroke	mm	1000
	concrete cylinder dia.	mm	180
	distribution valve type	S Valve	
	Dimension(length*width*height)	7800×2480×3240	
	total weight	Kg	20000(without oil)
	max.aggregate size	mm	25
	delivery pipe dia.	mm	125~80
Chassis system	Work driving mode		electromotor+diesel emergency system
	diesel power	Kw	93
	chassis model		JIUHE Produced Engineering chassis
	chassis wheelbase	mm	4500
	max. driving speed	Km/h	20
	min. turning radius	m	inner2.4outer5.72
electric system	electromotor type	three-phase asynchronous motor	
	related power	Kw	75
	related voltage/frequency	380V-50Hz	
hydraulic system	mode	full hydraulic reversing open hydraulic system	
	pumping oil pressure	Mpa	31.5
	hydraulic oil tank available capacity	L	600
	cool type	Fan cool	
boom system	turret rotation angle	-5°~+290°	
	big boom pitching angle	-30°~+60°	
	mid boom pitching angle(compare with big boom)	-120°~+30°	
	small boom rotation angle	-60°~+180°	
	front boom stretch length	mm	2000
	Rear boom Stretch length	mm	2000









## COMPANY



## CERTIFICATE



**Trade Assurance**  
100% protection for product  
quality and on-time shipment.




## Customer Visit



## Exhibition



## Packing



## Development strategy

Strives for the survival by the quality, seek development by science and technology

## Corporate philosophy

People-oriented, science and technology enterprise, recruiting high level scientific and technological personnel, actively introduce advanced technology at home and abroad

## JiuHe Service

As a professional company, we promise as following:

**JIUHE HEAVEY INDUSTRY MACHINERY service system MAX customer experiences.**

### A. Pre-sales service:

1. Selecting the most suitable equipment,
2. Designing your personal machinery according to special construction demands,
3. Training your technicians to operate our equipment,
4. Providing advice to ensure equipment running well in various construction environments,
5. Making new construction scheme if necessary.

### B. Sales service:

1. Equipment delivery transport agent,
2. Equipment quality control before delivery,
3. Introduce our service system to customers.

### C. After-sales service:

1. Making the first construction scheme,
2. Installing and debugging your equipment,
3. Troubleshooting on site, prompt and initiative,
4. door to door accessories and parts,
5. Opportunities to get technical communications with our engineers.

### D. Value-added service:

1. Overall process and zero distance technology tracking service for key projects,
2. Carry out large maintenance business,
3. Regular equipment checking service,
4. Technology update,
4. Provide professional periodic maintenance standards for customers.


**JIUHE HEAVEY INDUSTRY MACHINERY Service Commitments for sold equipment:**




1. Dispatch technicians to install and debug equipment in time if necessary,
2. Provide free maintenance service for the products which have product quality problems within a year after the delivery,
3. Provide free operation and maintenance training service for users



4. Provide lifelong paid maintenance service, accessories and parts supply for the sold products.



 **Qingdao Jiuhe Heavy Industry Machinery Co., Ltd**

 +8618765268972     bella@jiuhezg.com     concretepumpstrucks.com

No.977 Qingwei Road, Jinkou Town, Jimo, Qingdao.