



Flexible and energy saving JIUHE 30 m concrete pump truck with HOWO chassis

Our Product Introduction

for more products please visit us on concretepumpstrucks.com


Basic Information

- Place of Origin: CHINA
- Brand Name: JIUHE
- Certification: ISO CE
- Model Number: 30m
- Minimum Order Quantity: 1
- Delivery Time: 25 WORKING DAYS
- Payment Terms: L/C, T/T
- Supply Ability: 100SET




Product Specification

- Brand: JIUHE
- Warranty: 1 Year
- Condition: New
- Color: As Requested
- Keyword: Concrete Pump Truck
- Main Pump: Rexroth
- Wireless Remote Control: HBC



More Images



Product Description



1. Impressive 30-Meter Pumping Height: The 30-meter pump truck offers an impressive pumping height, making it suitable for a wide range of construction projects, including high-rise buildings, bridges, and tunnels.

2. Time and Labor Savings: This 30-meter pump truck features an efficient concrete conveying system that can precisely deliver concrete to designated locations, reducing labor and time wastage, and enhancing work efficiency.

3. Flexibility and Ease of Operation: The design of Jihe Heavy Industry's 30-meter pump truck is flexible and user-friendly, allowing it to adapt to different work scenarios and pumping requirements. Operators can easily control the pumping process, improving work efficiency.

4. Environmentally Friendly and Energy-Efficient: Jihe Heavy Industry is committed to reducing energy consumption and emissions. The produced pump truck complies with environmental standards, helping to minimize environmental impact and lower the operational costs of construction projects.

5. Safety and Easy Maintenance: The 30-meter pump truck is equipped with advanced safety features to ensure job site safety. Additionally, the company provides comprehensive after-sales service and maintenance support to ensure the pump truck's smooth operation and upkeep.

I. Chassis		
1	Chassis brand	SINOTRUK and JIEFANG
2	Chassis engine power	310HP
II. BOOM SYSTEM		
1	Max. placing radius(M)	29.2
2	Max. Concrete Placing radius (M)	25.6
3	Concrete placing depth(M)	17.3
4	Boom control system	Electric proportion
5	Arm folding form	M type
6	Turret rotation angle	360°
7	Leg opening type	X-H
8	End hose length	3000
9	Diameter of pipeline (MM)	125
III. Electrical control system		
1	Working voltage	24
IV. Hydraulic transmission system		
1	Hydraulic system type	Open
2	Rated working pressure	31.5Mpa
VII. PUMPING SYSTEM		
1	The type of distribution valve	S Valve
2	Concrete cylinder	200
3	Max. feeding height(MM)	1450
4	Hopper capacity(M3)	0.65
5	Concrete slump	160-220
6	Allowable max diameter of aggregate(MM)	40
7	Lubricating model	Centralized automatic





COMPANY



CERTIFICATE



Trade Assurance

100% protection for product quality and on-time shipment.




Customer Visit



Exhibition



Packing



Development strategy

Strives for the survival by the quality, seek development by science and technology

Corporate philosophy

People-oriented, science and technology enterprise, recruiting high level scientific and technological personnel, actively introduce advanced technology at home and abroad

JiuHe Service

As a professional company,we promise as following:

JIUHE HEAVEY INDUSTRY MACHINERY service system MAX customer experiences.

A. Pre-sales service:

1. Selecting the most suitable equipment,
2. Designing your personal machinery according to special construction demands,
3. Training your technicians to operate our equipment,
4. Providing advice to ensure equipment running well in various construction. environments,
5. Making new construction scheme if necessary.

B. Sales service:

1. Equipment delivery transport agent,
2. Equipment quality control before delivery,
3. Introduce our service system to customers.

C. After-sales service:

1. Making the first construction scheme,
2. Installing and debugging your equipment,
3. Troubleshooting on site, prompt and initiative,
4. door to door accessories and parts,
5. Opportunities to get technical communications with our engineers.

D. Value-added service:

1. Overall process and zero distance technology tracking service for key projects,
2. Carry out large maintenance business,
3. Regular equipment checking service,
4. Technology update,
4. Provide professional periodic maintenance standards for customers.

JIUHE HEAVEY INDUSTRY MACHINERY Service Commitments for sold equipment:

1. Dispatch technicians to install and debug equipment in time if necessary,
2. Provide free maintenance service for the products which have product quality problems within a year after the delivery,
3. Provide free operation and maintenance training service for users
4. Provide lifelong paid maintenance service, accessories and parts supply for the sold products.



Qingdao Jiuhe Heavy Industry Machinery Co., Ltd



+8618765268972



bella@jiuhezg.com



concretepumpstrucks.com

No.977 Qingwei Road, Jinkou Town, Jimo, Qingdao.